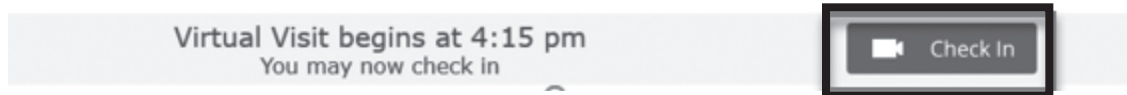


# MY HEALTH HOME


## Check In for Virtual Visit – Patient

1. Log into My Health Home. <https://myhealthhome.cchwyo.org>

2. Click **Check In** icon on Home Screen.

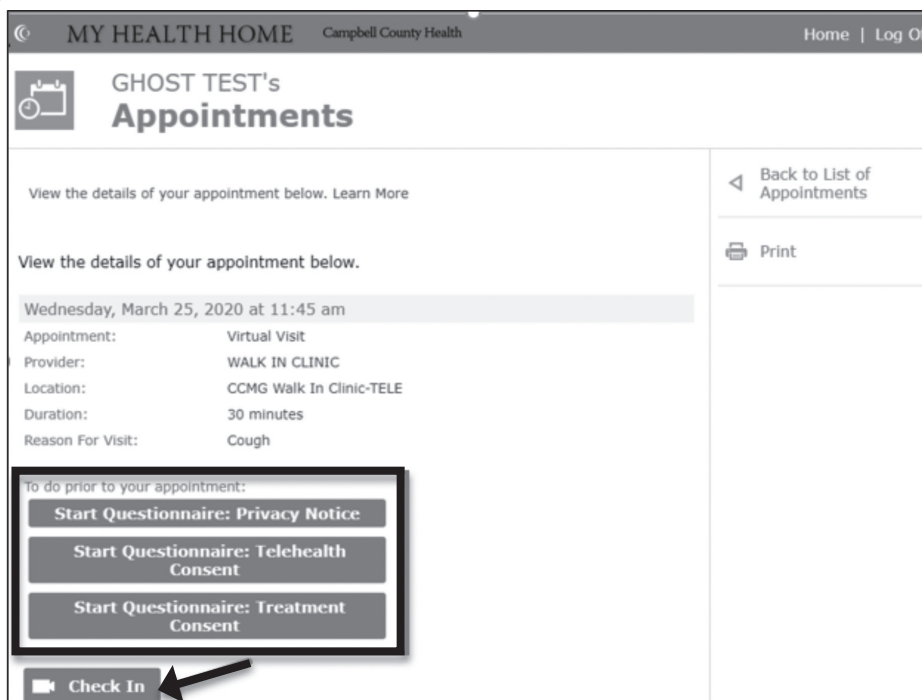


Patients will also have the ability to check in for the Virtual Visit by accessing the booked appointment in the Appointments section of the Patient Portal.



Date	Appointment	Location
Sun, Mar 22, 2020 4:15 pm	Virtual Visit	

3. Complete available “Questionnaires” and then click the “Check In” button.



continued on the back

4. Review profile information and Click the “Continue” button.

The image shows two side-by-side screenshots from a patient portal. The left screenshot, titled "Malka's Appointments", displays a "Patient Profile" form with fields for Address (1649 NO WHERE LANE), City (GILLETTE), State (Wyoming), Zip (82716), Cell Phone (307-652-3522), Phone 2, Email (Malka.Email@CCHWYO.ORG), Marital Status (Single), Race (CAUCASIAN), and Religion (CHRISTIAN). The right screenshot, titled "Al Goldberg's Appointments", shows a "Check in to Video Visit" confirmation screen. It includes a progress bar with three steps, with the first step "Step 1: Confirm Your Demographics" highlighted. The form contains fields for Address (5 Main Street South), Address Line 2 (15th Floor), City, Canton, State (Massachusetts), Zip (02090), Phone 1 (781-774-4879), and Phone 2 (555-555-1212). A "Continue" button is highlighted with a black box. A "Do Not Submit. Return to Appointment." link is visible in the top right corner.

5. Click “Start Visit.”

The image shows a screenshot of the "Al Goldberg's Appointments" portal. The page is titled "Check in to Video Visit" and includes the message "Thank you for your payment. A receipt of this transaction will be sent to your email." Below this is a progress bar with three steps, with the second step "Confirmation" highlighted. The confirmation details are as follows: Date of Payment: Nov 27, 2017; Transaction Number: 0; Total Payment Amount: \$30.00; Payment Method: Visa XXXX1111; Billing Information: Jeremy Goldberg, 7 Blue Hill River Road, Canton MA 02090. A "Start Visit" button is highlighted with a black box.

From this point, the patient will be put in a virtual waiting room to wait for the provider to join.

While in the Virtual Waiting Room, you will see the welcome screen and your own video session.

The provider will be with you shortly, when the provider joins the Virtual Visit, the provider will then take up the majority of the screen, but the patients will still see themselves in the bottom right hand corner.

**Virtual Visit from Patient's Perspective:**

